



Coimisiún na Scrúduithe Stáit  
State Examinations Commission

Junior Certificate Examination 2019

# Mathematics

Paper 1  
Ordinary Level

Friday 7 June  
Afternoon 2:00 to 4:00

300 marks

Examination Number				

Centre Stamp

Running Total	
---------------	--

For Examiner					
Q.	Ex.	Adv. Ex.	Q.	Ex.	Adv. Ex.
1			11		
2			12		
3			13		
4					
5					
6					
7					
8					
9					
10			Total		

Grade

## Instructions

There are 13 questions on this examination paper. Answer **all** questions.

Questions do not necessarily carry equal marks. To help you manage your time during this examination, a maximum time for each question is suggested. If you remain within these times you should have about 10 minutes left to review your work.

Write your answers in the spaces provided in this booklet. You may lose marks if you do not do so. You may ask the superintendent for more paper. Label any extra work clearly with the question number and part.

The superintendent will give you a copy of the *Formulae and Tables* booklet. You must return it at the end of the examination. You are not allowed to bring your own copy into the examination.

You may lose marks if your solutions do not include supporting work.

You may lose marks if you do not include the appropriate units of measurement, where relevant.

You may lose marks if you do not give your answers in simplest form, where relevant.

Write the make and model of your calculator(s) here:








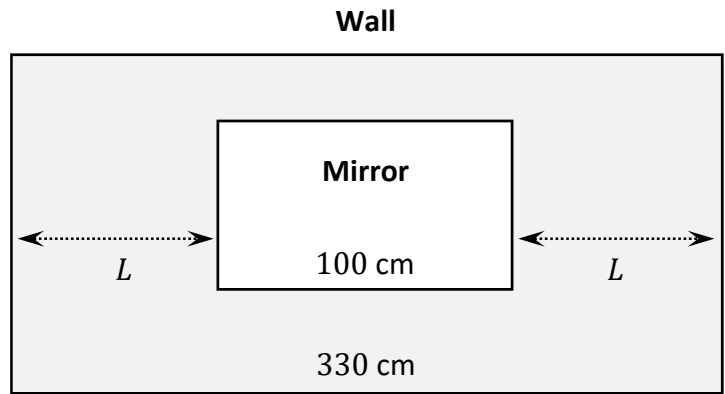


**Question 4**

**(Suggested maximum time: 5 minutes)**

Damien is putting a mirror on a wall. The wall is 330 cm wide and the mirror is 100 cm wide. Damien wants to put the mirror in the middle of the wall, as shown.

Work out the value of  $L$ , the distance from the mirror to each end of the wall.




**Question 5**

**(Suggested maximum time: 5 minutes)**

Solve the equation:

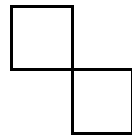
$$\frac{2x + 3}{5} = 7$$



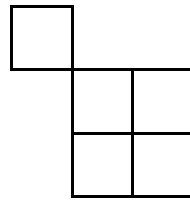
**Question 6**

(Suggested maximum time: 10 minutes)


The first three patterns in a sequence are shown.



**Pattern 1**




**Pattern 2**




**Pattern 3**

(a) Draw Pattern 4 in the sequence.



(b) Fill in the table to show the number of small squares in each of the first four patterns.

Pattern	Number of small squares
1	
2	5
3	
4	







**Question 8**

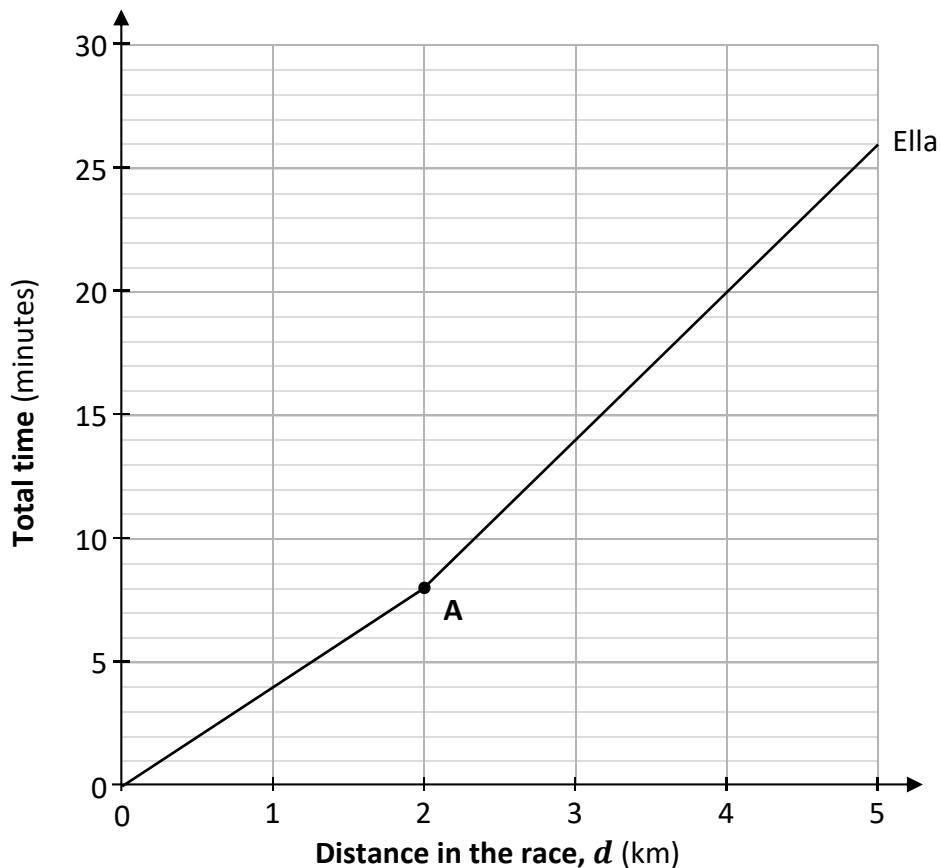
**(Suggested maximum time: 15 minutes)**

Poppy and Ella ran a 5 km race. The table below shows the total time that it took Poppy and Ella to run each of the given distances in the race. It took Ella 26 minutes to run the whole 5 km.

Distance in the race (km)	Total time taken for Ella (minutes)	Total time taken for Poppy (minutes)
1	4	5
2		10
3		17
4		24
5	26	30

The graph below shows the time that it took Ella to run  $d$  km during the race. One of the points is marked **A**. Distance is on the horizontal axis.

- (a) Using the graph, fill in the three missing values for **Ella** in the **table above**.
- (b) Using the figures in the table, **draw** a graph on the diagram below to show the time it took **Poppy** to run  $d$  km during the race, for  $0 \leq d \leq 5$  and  $d \in \mathbb{R}$ .





**Question 9**

(Suggested maximum time: 10 minutes)

A school team orders t-shirts and half zips.

Jill, Mike, Ted, and Gary order **t-shirts** ( $T$ ).

Jill and Alice order **half zips** ( $Z$ ).

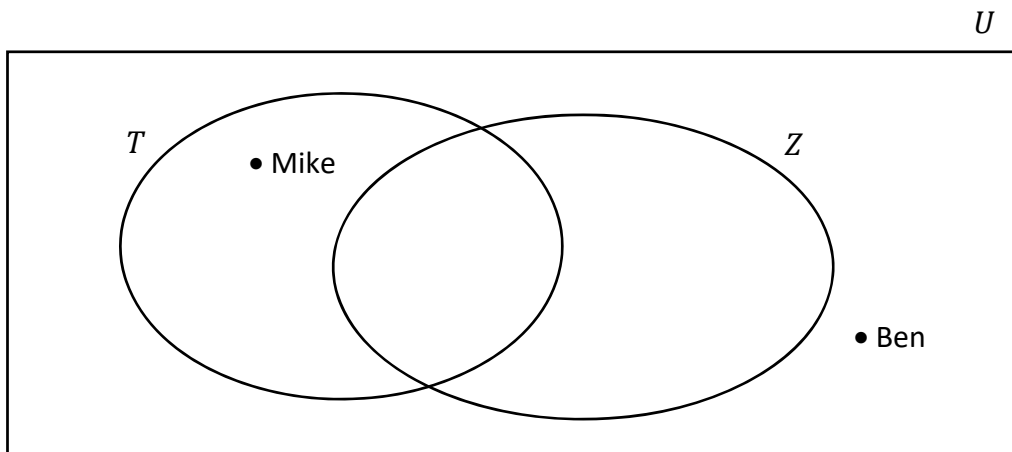
Ben and Zena **don't order either**.

- (a) Complete the Venn diagram below to show this information, where:

$U$  is the whole team (the universal set)

$T$  is the set of people ordering t-shirts

$Z$  is the set of people ordering half zips.



- (b) In total, how many students are on the team?

Answer:

- (c) Write each term from the following list into the correct space in the table below, to match each description to the correct term in set notation.  $Z'$  is the complement of  $Z$ .

$Z \setminus T$        $T \cap Z$        $Z'$

	Description	Set notation
<b>1</b>	The students who order <b>both</b> t-shirts <b>and</b> half zips	
<b>2</b>	The students who order half zips but <b>not</b> t-shirts	
<b>3</b>	The students who do <b>not</b> order half zips	

Source of the images: www.adidas.ie. Altered.

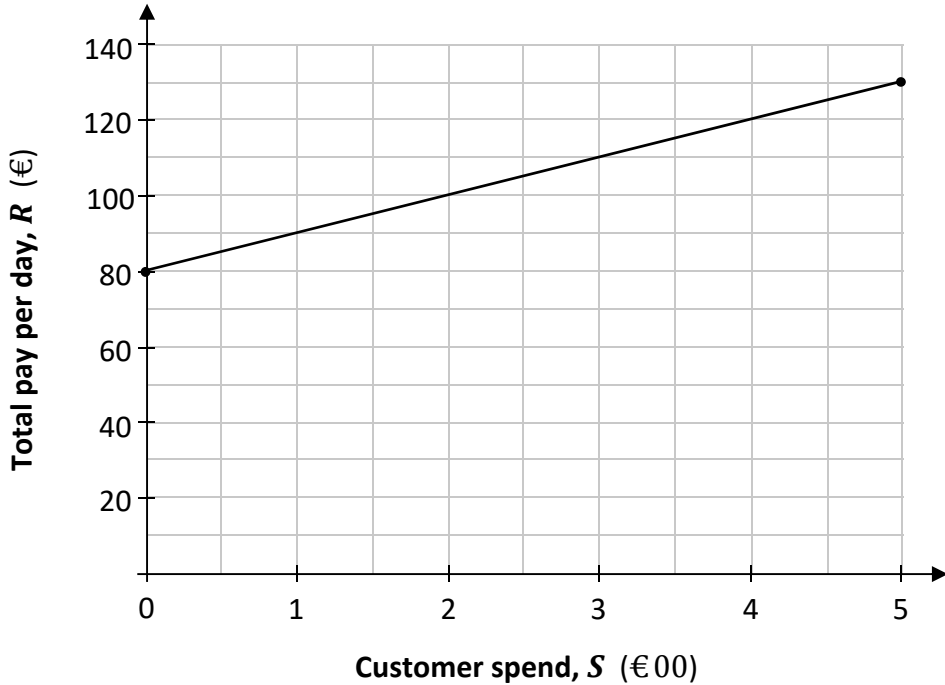


**Question 11**

(Suggested maximum time: 15 minutes)

Ruairí has a weekend job. His **total** pay per day is a **fixed rate plus tips**.  
The tips are a percentage of the customer spend.


The graph below shows Ruairí's total pay per day, depending on the customer spend.  
 $R$  is his total pay per day (in euro) and  $S$  is the customer spend (in hundreds of euro).



(a) What is Ruairí's fixed rate per day (his pay when the customer spend is €0)? Answer:

(b) On one day, the customer spend was €500 (so  $S = 5$ ).  
(i) What was Ruairí's **total** pay on that day? Answer:

(ii) How much was Ruairí paid in **tips** on that day? Answer:




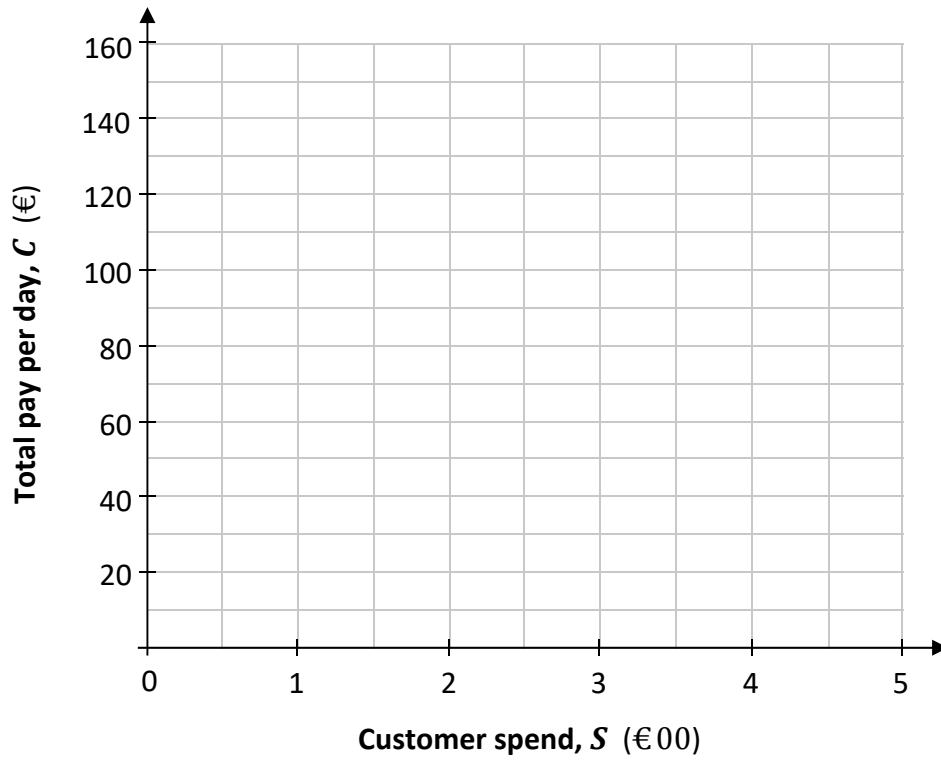


(e) Cillian also has a weekend job. Cillian's total pay per day,  $C$ , is:

$$C = 60 + 20S$$

where  $S$  is the customer spend (in hundreds of euro).

Draw the graph of Cillian's pay,  $C$ , on the axes below, for  $0 \leq S \leq 5$  and  $S \in \mathbb{R}$ .





**Question 12**

(Suggested maximum time: 10 minutes)

- (a) The table below shows the graph of each of the given inequalities. Fill in the missing graph and the missing inequality, labelled **A** and **B**.  $x \in \mathbb{N}$  in each case.

	Inequality ( $x \in \mathbb{N}$ )	Graph
<b>1</b> (Example)	$x < 4$	
<b>2</b>	$x > 2$	<b>A.</b>
<b>3</b>	<b>B.</b>	

- (b) Ailbhe writes two inequalities in  $A$ , and graphs each one. One inequality and one graph are shown in the table below.

- (i) Complete the table by filling in the missing inequality and graph, labelled **G** and **H**.  $A \in \mathbb{R}$  in each case.

	Inequality ( $A \in \mathbb{R}$ )	Graph
<b>1</b>	$A \geq 13$	<b>G.</b>
<b>2</b>	<b>H.</b>	

A teenage disco has the following rule about the age,  $A$ , of students:

**Students must be 13 years of age or older, but less than 18.**

- (ii) To represent this rule, should Ailbhe take the union, the intersection, or the complement of the two sets in part (b)(i)? Tick (✓) one box only.

union

intersection

complement


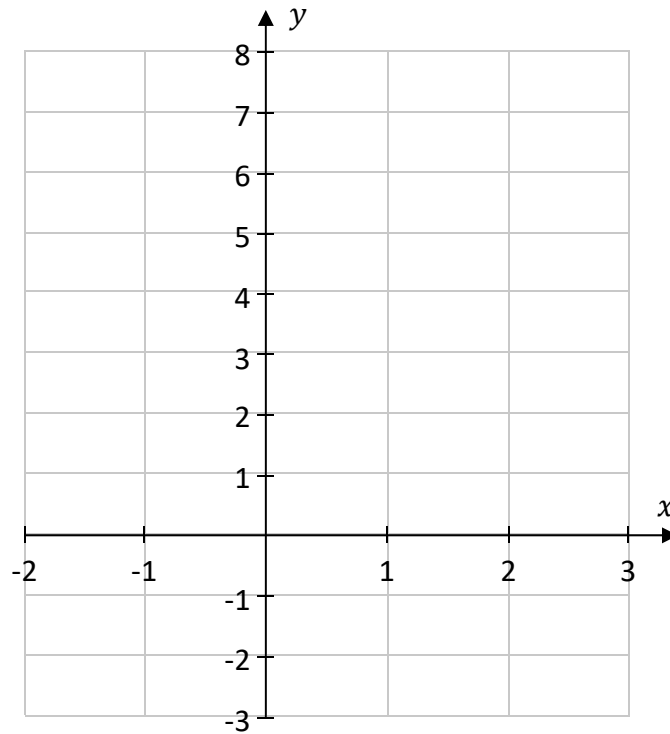
**Question 13**

**(Suggested maximum time: 5 minutes)**

Draw the graph of the function


$$f(x) = x^2 - x - 2$$


on the axes below, for  $-2 \leq x \leq 3, x \in \mathbb{R}$ .



Page for extra work.

Label any extra work clearly with the question number and part.





Junior Certificate – Ordinary Level

# Mathematics – Paper 1

Friday 7 June

Afternoon 2:00 to 4:00